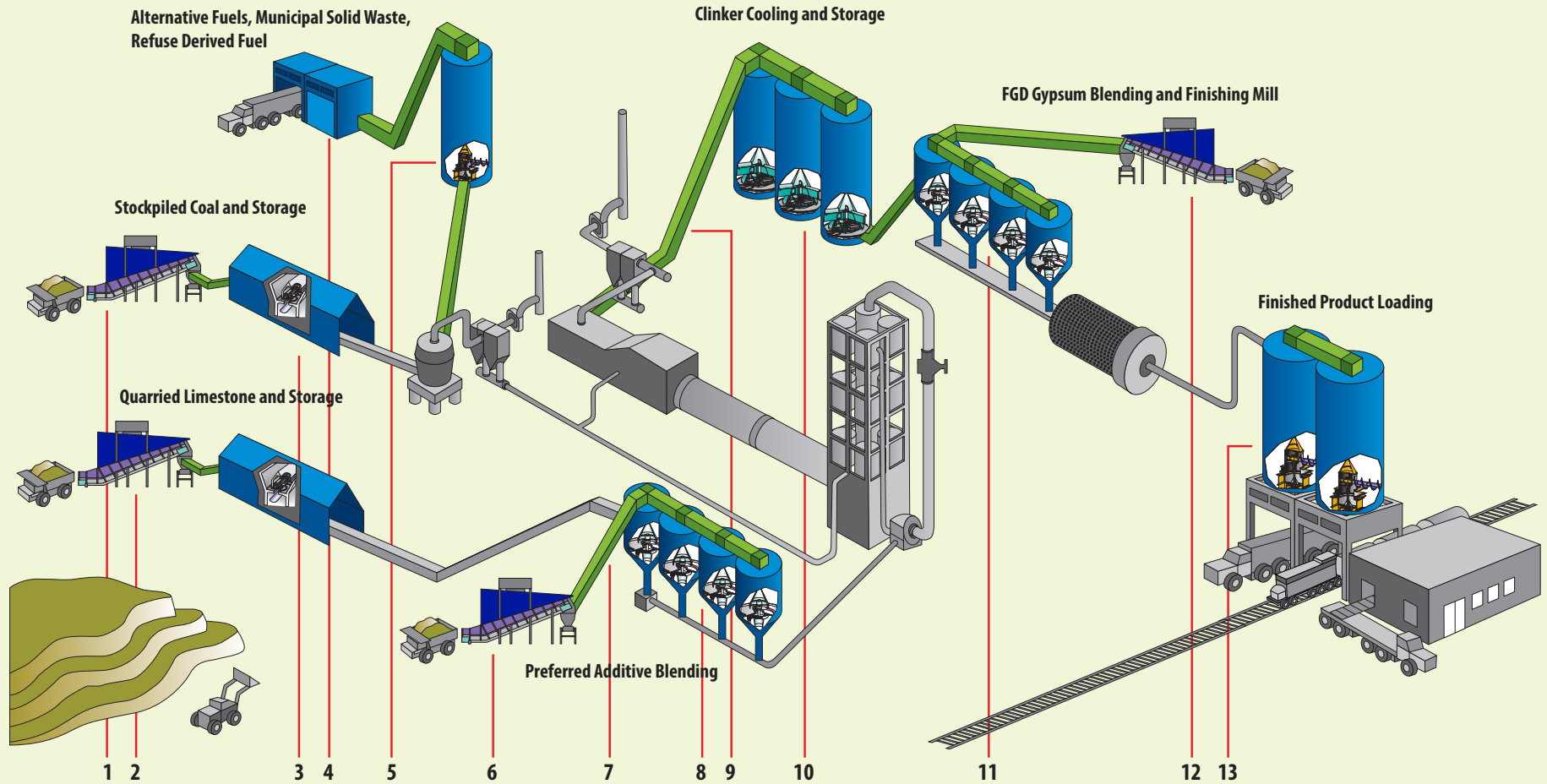


WTW AMERICAS IN THE CEMENT INDUSTRY



EQUIPMENT

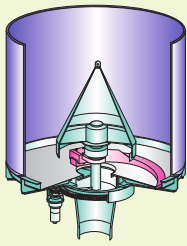
1. Truck Unloading Station (TUS)
2. Truck Unloading Station (TUS)

3. Bunker Discharge Machine (BDM)
4. Active Bottom Discharge (ABD)
5. Sweeping Auger (SAS)

6. Truck Unloading Station (TUS)
7. Chain Conveyor (CC)
8. Rotary Bin Discharge (BinEx)

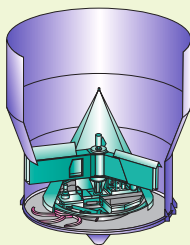
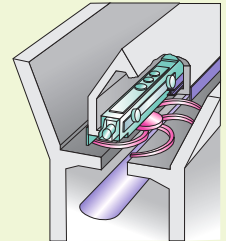
9. Chain Conveyor (CC)
10. Large Diameter Discharge (PlanEx)
11. Rotary Bin Discharge (BinEx)

12. Truck Unloading Station (TUS)
13. Sweeping Auger (SAS)



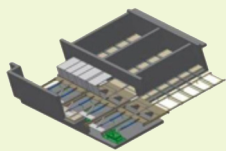
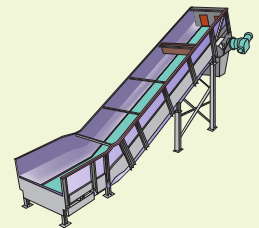
The **Rotary Bin Discharger (BinEx®)** is the most versatile and flexible discharge system. Available in sizes from 1.6 to 8 meters in diameter, flow rates of 0.5 to 2,000 t/h, can be achieved. With material testing and our design, WTW can help you achieve maximum storage and mass flow discharge from your silo.

The **Bunker Discharge Machine (BDM)** can be supplied with rails, a festoon system, VFD or can include an integrated weigh feeder, allowing total flow control accuracies better than 1%. With capacities of 10 to 4,000 t/h, the BDM can reclaim and extract materials from any bunker, hopper or large silo. Many installations are also done underneath massive stock piles. WTW's BDM is the industry standard for reliability in continuous operation.



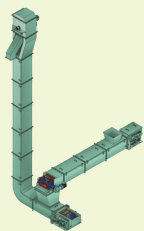
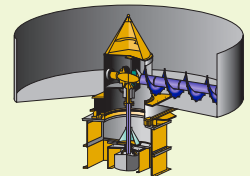
Our **Silo Discharger (PlanEX®)** is WTW's largest discharge system with material storage capacities up to 5,000 m³ and silo diameters from 5 meters to 12 meters. It is the most effective in obtaining total mass flow of materials.

WTW's **Truck Unloading Station (TUS)** is a uniquely designed machine that allows clients to receive bulk materials and feed it directly into their process. The (TUS) will accept a full truck load of material and can discharge from 0 to 1,200 t/h at constant or variable rates.



Active Bottom Discharger (ABD) can successfully store and discharge all types of lighter density bulk materials such as woodchips, bark, shredded tires, contaminated sawdust, garbage or other products with combustible properties.

Sweeping Auger (SAS) installed in bins and silos improves flows of lighter density material. Woodchips, sawdust, industrial minerals, corn meal and other agricultural products of varying consistency can now be discharged from 0 to 300 t/h in silos with diameters up to 25 meters.



WTW's design of heavy duty, dust or gas tight, explosion-proof **Chain Conveyors (CC)** are the most reliable and durable system available in any industry. Sticky, hot (up to 750° C), abrasive materials such as synthetic gypsum, alternative fuels and clinker are easily conveyed from 0 to 1,000 t/h, on single or double strand chains of 0.25 to 2 meters in width.

For additional information on functional or commercial details, feel free to contact our office.

WTW Americas Inc., P.O. Box 1536 Stn Main, Peterborough, ON Canada K9J 7H7

P: +1 705 749 3544 • F: +1 705 740 1775 • E: info@wtwamericas.com • www.wtwamericas.com